



TAK'S PERFORMANCE PARTS

VP Clutch Installation Instructions Note

Variable Pressure Series

• VP-Sport04

VP Sport04 installation note for 2004 and up Sportster

Primary cover and Derby cover modification due to clearance issue.

Primary cover




Grind ribs like pictures due to the clearance issue.



Derby cover

Mill center of the derby cover about 4.5mm to 4.8mm due to clearance issue.


Mill part B (show in the picture) about 6.0mm.



Ball and Ramp joint

Grind off the Ball and ramp joint like picture due to clearance issue.

Stock



Distributed by



16631 Gemini Lane
Huntington Beach, CA 92647
Phone: 714-848-3030
Fax: 714-848-3031
E-mail: info@aim-tamachi.com

www.aim-tamachi.com